



LOCKERS

STORAGE SOLUTIONS



About Us

Ceha Canada Inc., founded in 2023, is a dynamic division of Şen Holding. Since its inception, Ceha Canada has experienced exceptional growth, driven by the unique synergy between deep North American market expertise and the proven excellence of Ceha Group. As Ceha's dedicated North American branch, we deliver world-class products that not only meet but exceed the highest industry standards. Committed to quality and innovation, we provide durable solutions tailored to evolving client needs. Backed by decades of industry expertise, our leadership ensures reliability and long-term partnerships built on trust. Our focus on quality, sustainability, and customer satisfaction reinforces our position as a trusted market leader in the North American market.

Our Vision

We aspire to become a leading provider of high-quality metal furniture and storage solutions in North America, establishing ourselves as a major industry player. Our commitment to exceptional solutions, superior customer service, and outstanding product quality drives our growth as we expand our market presence and build lasting relationships with our clients.

Our Values

Quality: We are committed to delivering high-quality, durable, and reliable products that exceed customer expectations.

Innovation: We embrace continuous improvement, staying ahead of industry trends to provide innovative solutions that meet the evolving needs of our clients.

Customer Focus: Our customers are at the core of everything we do. We strive to build lasting relationships through exceptional service, trust, and satisfaction.

Integrity: We conduct business with honesty, transparency, and respect, upholding the highest standards of ethical behavior.

Sustainability: We are dedicated to eco-friendly practices, minimizing our environmental impact, and contributing to a greener future.





Canada



France



Morocco



Sweden



Austria



Germany



Norway



Switzerland



Belgium



Greece



Portugal



Turkey



Czech



Holland



Romania



U.S.A



United Arab Emirates



Iraq



Slovakia



England



Italy



Slovenia



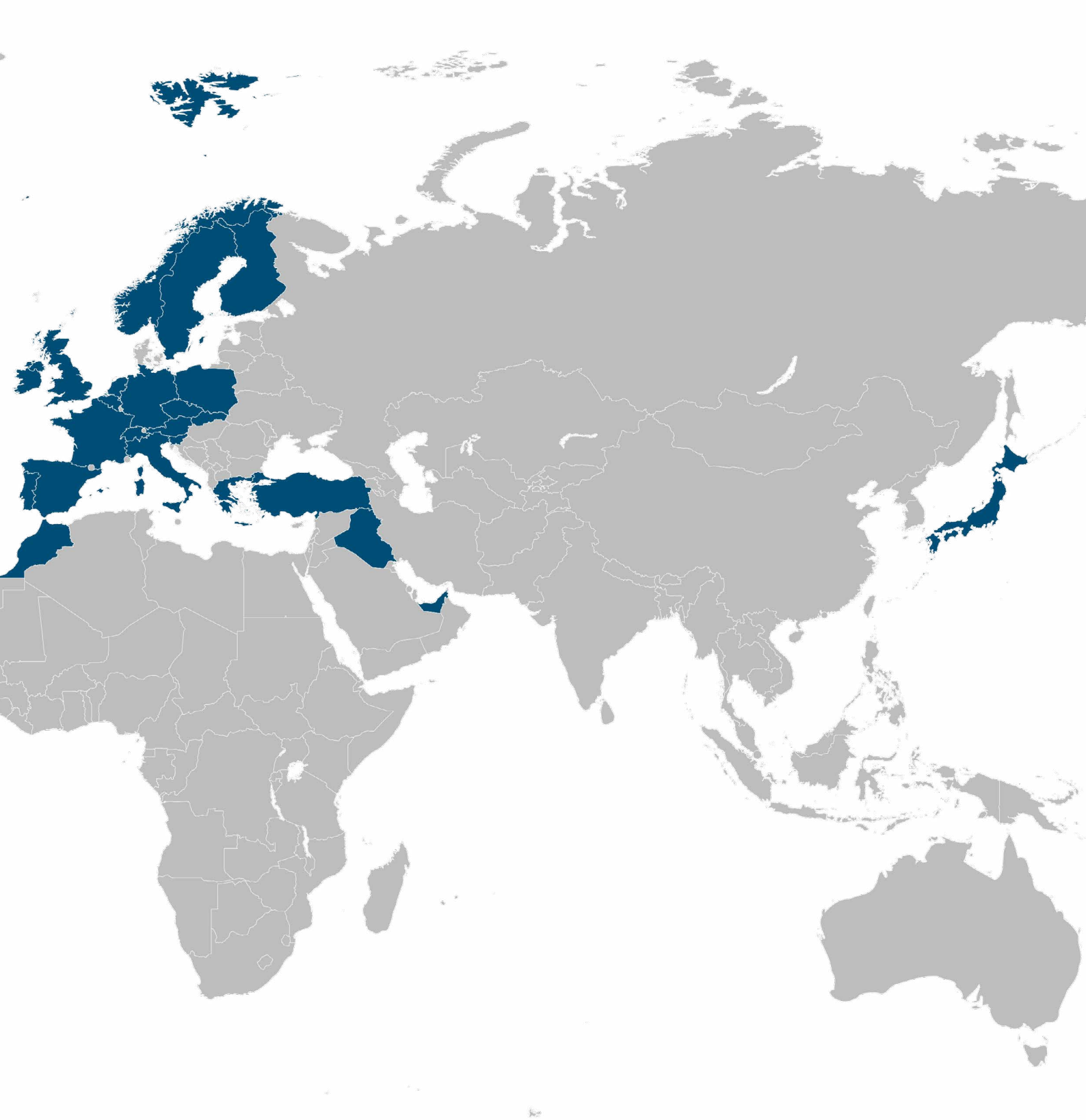
Finland



Japan



Spain



"WE EXPORT QUALITY ALL OVER THE WORLD"






































































CERTIFICATES



TABLE OF CONTENTS

PREMIUM LOCKERS	12
• NH Series	19
• 1, 2 & 3 Tier Lockers	20
• 4, 5 & 6 Tier Lockers	21
• RH Series.....	23
• 1, 2 & 3 Tier Lockers	24
• 4, 5 & 6 Tier Lockers	25
• PH Series	27
• 1, 2 & 3 Tier Lockers	28
• 4, 5 & 6 Tier Lockers	29
• VH SERIES.....	30
• Models & Drawings	31
BENCHES.....	37
ACCESSORIES	39
• Sloping Tops	39
• Number Plates	40
• Demountable Legs	40
• Recessed Bases	40
• Models & Drawings	41
LOCKS	43
• MECHANICAL LOCKS	43
• ELECTRONIC LOCKS	44
• Digilock.....	45

RAL COLORS


								
#1000	#1001	#1002	#1003	#1004	#1005	#1006	#1007	#1011
								
#1012	#1013	#1014	#1015	#1016	#1017	#1018	#1019	#1020
								
#1021	#1023	#1024	#1027	#1028	#1032	#1033	#1034	#1037
								
#2000	#2001	#2002	#2003	#2004	#2008	#2009	#2010	#2011
								
#2012	#3000	#3001	#3002	#3003	#3004	#3005	#3007	#3009
								
#3011	#3012	#3013	#3014	#3015	#3016	#3017	#3018	#3020
								
#3022	#3027	#3031	#4001	#4002	#4003	#4004	#4005	#4006
								
#4007	#4008	#4009	#4010	#5000	#5001	#5002	#5003	#5004
								
#5005	#5007	#5008	#5009	#5010	#5011	#5012	#5013	#5014
								
#5015	#5017	#5018	#5019	#5020	#5021	#5022	#5023	#5024

RAL COLORS


								
#6000	#6001	#6002	#6003	#6004	#6005	#6006	#6007	#6008
								
#6009	#6010	#6011	#6012	#6013	#6014	#6015	#6016	#6017
								
#6018	#6019	#6020	#6021	#6022	#6024	#6025	#6026	#6027
								
#6028	#6029	#6032	#6033	#6034	#7000	#7001	#7002	#7003
								
#7004	#7005	#7006	#7008	#7009	#7010	#7011	#7012	#7013
								
#7015	#7016	#7021	#7022	#7023	#7024	#7026	#7030	#7031
								
#7032	#7033	#7034	#7035	#7036	#7037	#7038	#7039	#7040
								
#7042	#7043	#7044	#7045	#7046	#7047	#8000	#8001	#8002
								
#8008	#8011	#8012	#8014	#8015	#8016	#8017	#8019	#8022
								
#8023	#8024	#8025	#8028	#9001	#9002	#9003	#9004	#9005
								
#9006	#9010	#9016						

BEST SELLING COLORS


Highlighting the top-selling colors from our collection—bold tones that make a statement and neutral shades like sleek gray and timeless silver. These customer favorites are ideal for enhancing your project lineup with trending, in-demand colors.




#7035



#9006




#7022



#7012




#9016



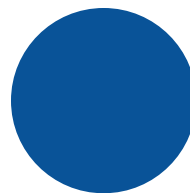
#9005




#9010



#3000



#5010

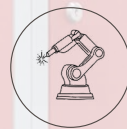


Discover premium office furniture built to withstand the test of time. Our metal designs offer unbeatable durability and modern appeal for any workspace. Crafted with precision, each piece is made to elevate your environment and perform for years to come.

PREMIUM LOCKERS

Versatile locker selections, crafted from heavy-duty, commercial-grade steel for unmatched durability. Featuring a fully welded, robust 22-gauge metal frame and 20-gauge doors, they are built to last. Custom colors are available upon request, ensuring the perfect fit for any space.





Fully Welded



Heavy Duty Construction



5 Years Limited Warranty



GS Certificated



PREMIUM LOCKERS



NH Series

Precision-engineered ventilation holes enhance airflow, reducing odors and moisture while providing a sleek, durable design.




RH Series

Louvered air vents provide maximum airflow, classic design, and rugged durability, ideal for high-use environments.




PH Series

Door-mounted name holder, rear air holes, making it ideal for professional environments with limited space.



VH Series

Flat door with rear air holes, minimalist aesthetic, perfect for space-constrained professional settings.



NH Series



RH Series



PH Series

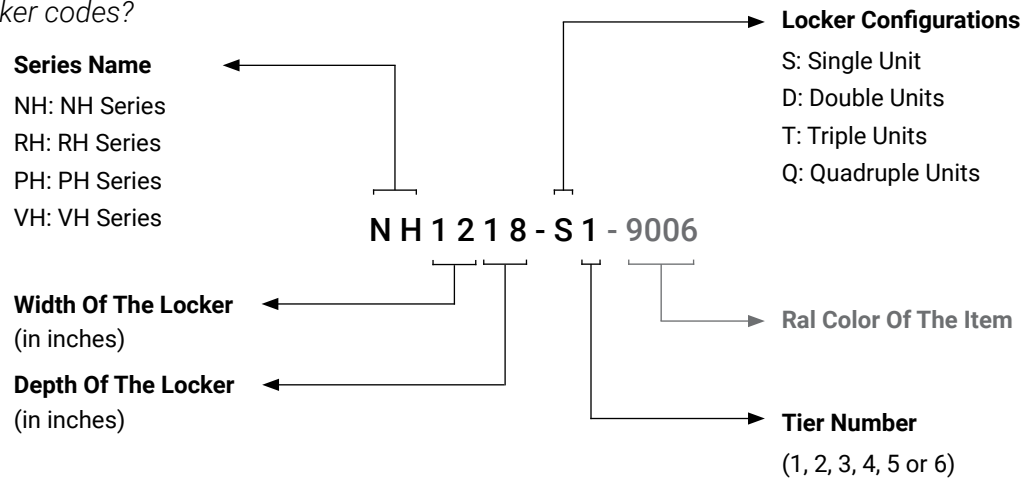


VH Series



Premium Locker Insights

How to reade locker codes?



What your locker includes?

Series	Tiers	Front Door Ventilation Holes	Front Door Air Slits	Rear Air Vents	Label Holder	Metal Hooks	20 Gauge Door	22 Gauge Metal Frame	Spring Hinges	Color Options	Lock Options
NH	1
	2
	3
	4
	5
	6
RH	1	
	2	
	3	
	4	
	5	
	6	
PH	1		
	2		
	3		
	4		
	5		
	6		
VH	1		
	2		
	3		
	4		
	5		
	6		

Specifications

Construction

All locker components are fabricated from **prime cold-rolled steel**, free from surface defects or contaminants, ensuring maximum adhesion and a premium powder-coated finish. Lockers feature **fully welded construction**, providing unmatched structural integrity, durability, and rigidity over knock-down or riveted designs. This enhances overall security, stability, and product lifespan. Each unit is finished with a **high-grade, industrial-strength powder coat**, offering long-lasting protection and a clean, professional aesthetic.

Key Advantages of Ceha's Unibody Locker Design

- Fully welded unibody construction ensures superior strength, stability, and long-term durability
- No bolts, rivets, or visible fasteners – seamless design with fewer weak points
- Arrives pre-assembled for quick installation and reduced labor cost
- Rigid structure reduces noise, vibration, and wear over time
- Enhanced security with full-length welded piano hinges and anti-pry door design
- Modular layout allows for easy expansion and reconfiguration

Doors

Doors are manufactured from **20-gauge steel** and sit flush with the locker frame. Depending on the model, doors may include a **recessed handle**, **number plate holder**, **various lock types**, and **ventilation options** such as louvers or back panel vents. Certain models are ventless on the door, with airflow handled via rear panel perforations. Refer to the insight table below for model-specific details.

Body, Sides, and Backs

Body components are formed from a minimum of **22-gauge steel**, precision-formed for structural strength. Panels are free from unnecessary holes unless required for assembly or accessories. Locker backs include **right-angle flanges** and **triple-thickness corner connections** to enhance durability. Tops, bottoms, and shelves are constructed from a minimum of 22-gauge steel, formed into **reinforced pan shapes** with front lips to provide additional strength and safety.

Locking System – Single-Point Sash Lock

Standard locking features include a **German-made BURG single-point sash lock**, designed for padlock compatibility. Made of **nickel-plated die-cast zinc**, it includes a **free-spinning knob** for tamper resistance. The latch engages with a hook-in padlock and releases upon removal. Ideal for high-use areas like schools and fitness centers.

Hinges – Spring Hinge

Each door is mounted on a **heavy-duty spring hinge**, securely fastened to both frame and door. These hinges ensure smooth, self-closing action, while maximizing **security and resistance to abuse or vandalism**.

Ventilation

Ventilation is tailored to each model and includes **louvered doors**, **perforated panels**, or **rear airflow systems**. These ensure **consistent internal air circulation**, maintaining a clean and odor-free environment.

Number Plates

Each door is equipped with a **recessed number plate holder** (excluding VH models). The plates, made from **stainless steel**, measure **2"W x 1"H** and feature **black, easy-to-read four-digit numbering**. Plates are flush-mounted and secured using integrated holders. Unless specified otherwise, lockers are numbered consecutively starting from 1. Additional information is available on the accessories page.

Interior Equipment

- **Single-tier lockers:** One hat shelf and three single-prong, chrome-plated coat hooks (ball-point ends).
- **Double- and triple-tier lockers:** Three single-prong, chrome-plated coat hooks per compartment.

All hooks are securely fastened at two points for increased durability.

Finish

All steel surfaces undergo a **multi-stage cleaning process**, followed by **electrostatic powder coating** and **high-temperature baking**. This results in a **smooth, durable, and uniform finish**. Standard color options are available at no extra charge, including the option to choose **contrasting colors** for doors and frames. Interior components are finished in a **textured powder coat** for added durability.

Installation

- Lockers are designed for **bolt-together installation** using hardware supplied by CEHA.
- Units are shipped **fully welded and pre-assembled** for minimal on-site effort.
- Lockers must be **anchored to wall surfaces** using suitable fasteners for the substrate.
- Number plates should be installed after lockers are positioned.
- Final installation should include **inspection and adjustment** for proper door alignment and function.

Locker Design Overview

The drawings below demonstrate selected sample configurations from each series. All NH, RH, PH, and VH series are available in 1-tier to 6-tier variants and can be configured as single, double, triple, or quadruple units.

Check out more configurations [here](#).

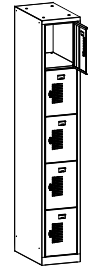
NH Series



1 Tier Single Unit

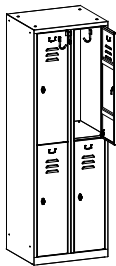


3 Tier Single Unit



5 Tier Single Unit

RH Series



2 Tier Double Unit

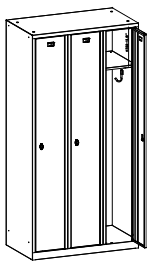


3 Tier Double Unit



5 Tier Double Unit

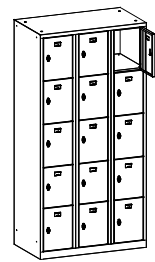
PH Series



1 Tier Triple Unit

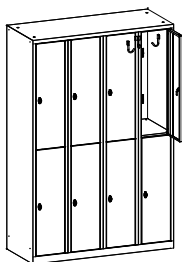


3 Tier Triple Unit

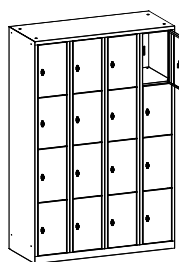


5 Tier Triple Unit

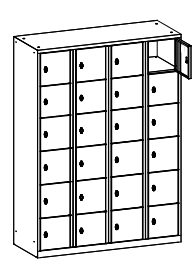
VH Series



2 Tier Quadruple Unit



4 Tier Quadruple Unit



6 Tier Quadruple Unit

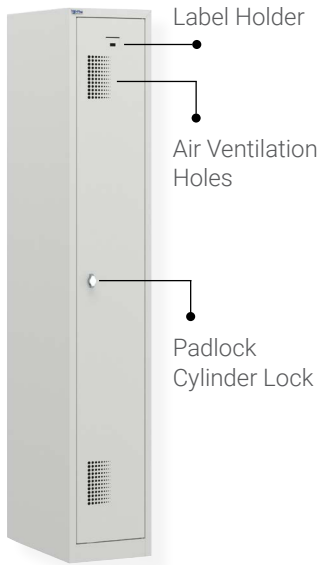
NH Series

- Fully welded, 22 gauge metal frame, 20 gauge commercial grade doors.
- Durable powder coated finish.
- Precision-Engineered ventilation to ensure air circulation.
- Lockers include shelf, hooks, with coat rod.
- Built-in name card holder.
- Optional locks, legs and accessories available.



LOCKERS - PREMIUM LOCKERS




1 Tier Single Unit




2 Tier Double Unit



3 Tier Double Unit




Door



Locks (Standard)



(Optional)



Recessed Cam Lock (Optional)

Interior

- Built in metal hanging hooks.
- Spring hinges doors.
- Ondoor ventilation holes.
- Built-in Shelf.

1, 2 & 3 Tier Lockers

3 Tier Quadruple Unit



1 Tier Single Unit

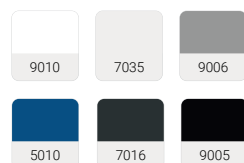


2 Tier Single Unit



LOCKERS - PREMIUM LOCKERS

Door



Locks (Standard)



Padlock Cylinder Lock



Keyed Lock

(Optional)



Recessed Cam Lock
(Padlock Not Included)




Digilock



Label Holder / Label
(Labels Available on Request)



Spring Hinges Doors



Precision-Engineered Ventilation Holes

4 Tier Triple Unit



4, 5 & 6 Tier Lockers

Interior

- Built in shelf.
- Spring hinges doors.
- Ondoor ventilation holes.

5 Tier Quadruple Unit



4 Tier Double Unit



6 Tier Single Unit





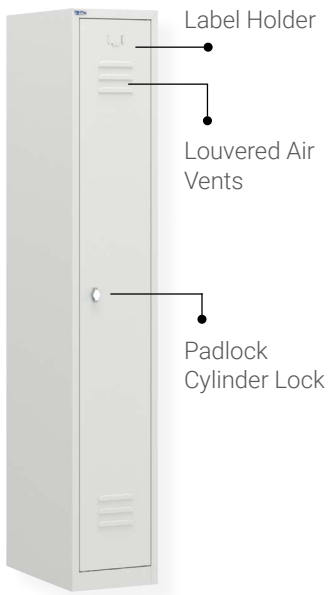
RH Series

- Fully welded body, 22 gauge metal frame, 20 gauge commercial grade doors.
- Durable powder coated finish.
- Louvered air vents ensure air circulation.
- Lockers include shelf, hooks, with coat rod.
- Built-in name card holder.
- Optional locks, legs and accessories available.



LOCKERS - PREMIUM LOCKERS


1 Tier Single Unit




2 Tier Double Unit



3 Tier Single Unit



Door



Locks (Standard)



(Optional)



Recessed Cam Lock (Optional)

Interior

- Built in metal hanging hooks.
- Spring hinges doors.
- Ondoor Louvered air vents.

1, 2 & 3 Tier Lockers

1 Tier Double Unit



2 Tier Double Unit



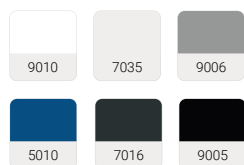
3 Tier Triple Unit



LOCKERS - PREMIUM LOCKERS

4 Tier Quadruple Unit

Door



Label Holder / Label
(Labels Available on Request)



Spring Hinges Doors



Louvered Air Vents

Locks (Standard)



Padlock Cylinder Lock



Keyed Lock

(Optional)



Recessed Cam Lock
(Padlock Not Included)



Digilock

4, 5 & 6 Tier Lockers

Interior

- Built in shelf.
- Spring hinges doors.
- Ondoor Louvered air vents.

5 Tier Triple Unit

4 Tier Single Unit



6 Tier Double Unit





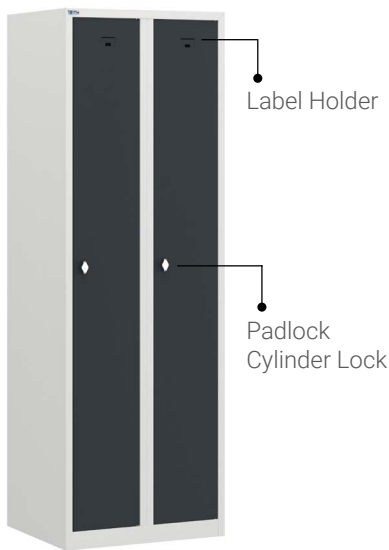
PH Series

- Fully welded, 22 gauge metal frame, 20 gauge commercial grade doors.
- Durable powder coated finish.
- Reinforced doors with internal spring hinges 90° opening, silence closing.
- Lockers include shelf, hooks, with coat rod.
- Name plate holder on the door, air hole on the back.
- ANFOR normed.



LOCKERS - PREMIUM LOCKERS

1 Tier Double Unit



2 Tier Single Unit




3 Tier Single Unit



Rear Air Vent



Label Holder / Label
(Labels Available on Request)




Metal Hanging Hooks



Spring Hinges Doors

Door



Locks

(Standard)



(Optional)



Recessed Cam Lock (Optional)

Interior

- Built in metal hanging hooks.
- Spring hinges doors.
- Rear air holes.

1, 2 & 3 Tier Lockers

3 Tier Double Unit



1 Tier Single Unit




2 Tier Double Unit



LOCKERS - PREMIUM LOCKERS

4 Tier Quadruple Unit

Door



Label Holder / Label
(Labels Available on Request)



Spring Hinges Doors



Rear Air Vents

Locks (Standard)



Padlock Cylinder Lock



Keyed Lock

(Optional)



Recessed Cam Lock
(Padlock Not Included)



Digilock




4, 5 & 6 Tier Lockers

Interior

- Built in shelf.
- Spring hinges doors.
- Rear air vents.

5 Tier Triple Unit

4 Tier Double Unit



6 Tier Double Unit



LOCKERS - PREMIUM LOCKERS

PH SERIES



VH SERIES



● Flat Door

[Learn More](#)



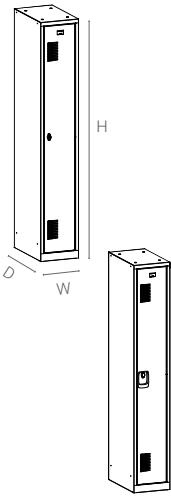
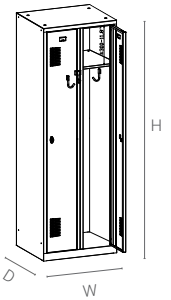
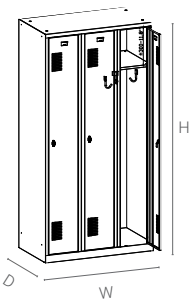
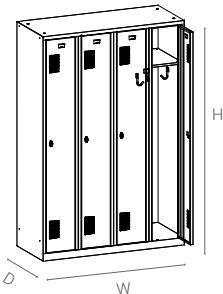
Spring Hinges Doors



Rear Air Vent



The drawings below showcase the NH series as examples. These sizes are available across all NH, RH, PH, and VH series.

MODEL	DESCRIPTION	SKU CODE	WIDTH (")	DEPTH (")	HEIGHT (")
	Single Unit 1 Tier	NH1212-S1	12	12	72
	Single Unit 1 Tier	NH1215-S1	12	15	72
	Single Unit 1 Tier	NH1218-S1	12	18	72
	Single Unit 1 Tier	NH1221-S1	12	21	72
	Single Unit 1 Tier	NH1518-S1	15	18	72
	Single Unit 1 Tier	NH1521-S1	15	21	72
	Single Unit 1 Tier	NH1818-S1	18	18	72
	Single Unit 1 Tier	NH1821-S1	18	21	72
	Single Unit 1 Tier	NH2118-S1	21	18	72
	Single Unit 1 Tier	NH2121-S1	21	21	72
	Single Unit 1 Tier	NH2418-S1	24	18	72
Lock With Recessed Handle	Single Unit 1 Tier	NH2424-S1	24	24	72
	Double Unit 1 Tier	NH2412-D1	24	12	72
	Double Unit 1 Tier	NH2415-D1	24	15	72
	Double Unit 1 Tier	NH2418-D1	24	18	72
	Double Unit 1 Tier	NH2421-D1	24	21	72
	Double Unit 1 Tier	NH3018-D1	30	18	72
	Double Unit 1 Tier	NH3021-D1	30	21	72
	Double Unit 1 Tier	NH3618-D1	36	18	72
	Double Unit 1 Tier	NH3621-D1	36	21	72
	Double Unit 1 Tier	NH4221-D1	42	21	72
	Triple Unit 1 Tier	NH3612-T1	36	12	72
	Triple Unit 1 Tier	NH3615-T1	36	15	72
	Triple Unit 1 Tier	NH3618-T1	36	18	72
	Triple Unit 1 Tier	NH4518-T1	36	21	72
	Triple Unit 1 Tier	NH4521-T1	45	18	72
	Triple Unit 1 Tier	NH4521-T1	45	21	72
	Quadruple Unit 1 Tier	NH4815-Q1	48	15	72
	Quadruple Unit 1 Tier	NH4818-Q1	48	18	72

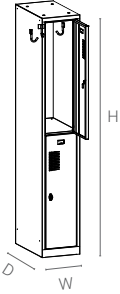
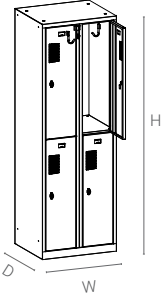
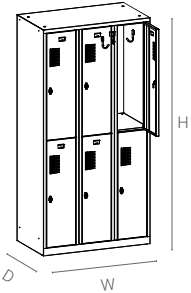
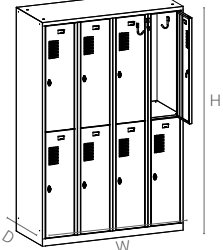
OTHER SIZES, COLOR AND CONFIGURATIONS ARE AVAILABLE UPON REQUEST.

PREMIUM LOCKERS - 2 TIER

N/R/P/VH SERIES

Fully Welded

The drawings below showcase the NH series as examples. These sizes are available across all NH, RH, PH, and VH series.

MODEL	DESCRIPTION	SKU CODE	WIDTH (")	DEPTH (")	HEIGHT (")
	Single Unit 2 Tier	NH1212-S2	12	12	72
	Single Unit 2 Tier	NH1215-S2	12	15	72
	Single Unit 2 Tier	NH1218-S2	12	18	72
	Single Unit 2 Tier	NH1221-S2	12	21	72
	Single Unit 2 Tier	NH1518-S2	15	18	72
	Single Unit 2 Tier	NH1521-S2	15	21	72
	Single Unit 2 Tier	NH1818-S2	18	18	72
	Single Unit 2 Tier	NH1821-S2	18	21	72
	Single Unit 2 Tier	NH2118-S2	21	18	72
	Single Unit 2 Tier	NH2121-S2	21	21	72
	Single Unit 2 Tier	NH2118-S2	24	18	72
	Single Unit 2 Tier	NH2121-S2	24	24	72
	Double Unit 2 Tier	NH2412-D2	24	12	72
	Double Unit 2 Tier	NH2415-D2	24	15	72
	Double Unit 2 Tier	NH2418-D2	24	18	72
	Double Unit 2 Tier	NH2421-D2	24	21	72
	Double Unit 2 Tier	NH3018-D2	30	18	72
	Double Unit 2 Tier	NH3021-D2	30	21	72
	Double Unit 2 Tier	NH3618-D2	36	18	72
	Double Unit 2 Tier	NH3621-D2	36	21	72
	Double Unit 2 Tier	NH4221-D2	42	21	72
	Triple Unit 2 Tier	NH3612-T2	36	12	72
	Triple Unit 2 Tier	NH3615-T2	36	15	72
	Triple Unit 2 Tier	NH3618-T2	36	18	72
	Triple Unit 2 Tier	NH3621-T2	36	21	72
	Triple Unit 2 Tier	NH4518-T2	45	18	72
	Triple Unit 2 Tier	NH4521-T2	45	21	72
	Quadruple Unit 2 Tier	NH4815-Q2	48	15	72
	Quadruple Unit 2 Tier	NH4818-Q2	48	18	72

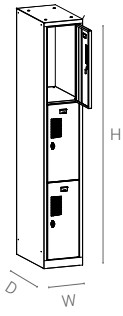
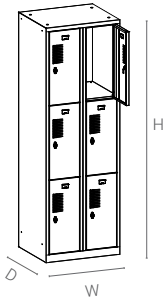
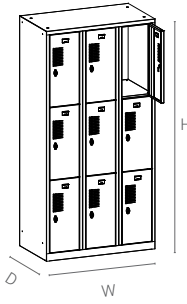
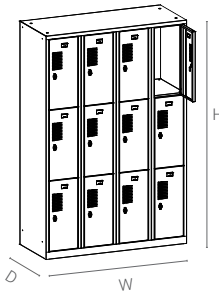
OTHER SIZES, COLOR AND CONFIGURATIONS ARE AVAILABLE UPON REQUEST.

PREMIUM LOCKERS - 3 TIER

N/R/P/VH SERIES

Fully Welded

The drawings below showcase the NH series as examples. These sizes are available across all NH, RH, PH, and VH series.

MODEL	DESCRIPTION	SKU CODE	WIDTH (")	DEPTH (")	HEIGHT (")
	Single Unit 3 Tier	NH1212-S3	12	12	72
	Single Unit 3 Tier	NH1218-S3	12	18	72
	Single Unit 3 Tier	NH1518-S3	15	18	72
	Double Unit 3 Tier	NH2418-D3	24	18	72
	Double Unit 3 Tier	NH3018-D3	30	18	72
	Triple Unit 3 Tier	NH3612-T3	36	12	72
	Triple Unit 3 Tier	NH3618-T3	36	18	72
	Triple Unit 3 Tier	NH4518-T3	45	18	72
	Quadruple Unit 3 Tier	NH4818-Q3	48	18	72

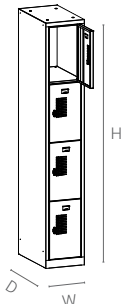
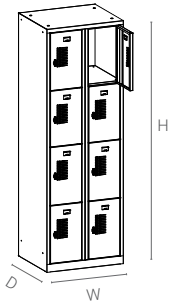
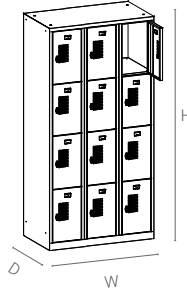
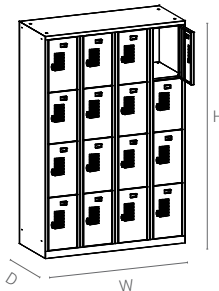
OTHER SIZES, COLOR AND CONFIGURATIONS ARE AVAILABLE UPON REQUEST.

PREMIUM LOCKERS - 4 TIER

N/R/P/VH SERIES

Fully Welded

The drawings below showcase the NH series as examples. These sizes are available across all NH, RH, PH, and VH series.

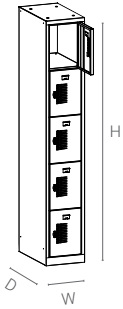
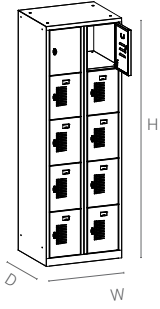

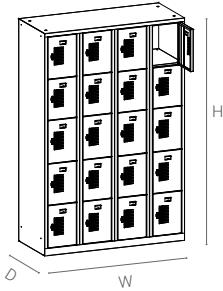
MODEL	DESCRIPTION	SKU CODE	WIDTH (")	DEPTH (")	HEIGHT (")
	Single Unit 4 Tier	NH1218-S4	12	12	72
	Single Unit 4 Tier	NH1218-S4	12	18	72
	Single Unit 4 Tier	NH1518-S4	15	18	72
	Double Unit 4 Tier	NH2412-D4	24	12	72
	Double Unit 4 Tier	NH2418-D4	24	18	72
	Double Unit 4 Tier	NH3018-D4	30	18	72
	Triple Unit 4 Tier	NH3612-T4	36	12	72
	Triple Unit 4 Tier	NH3618-T4	36	18	72
	Triple Unit 4 Tier	NH4518-T4	45	18	72
	Quadruple Unit 4 Tier	NH4812-Q4	48	12	72
	Quadruple Unit 4 Tier	NH4818-Q4	48	18	72

OTHER SIZES, COLOR AND CONFIGURATIONS ARE AVAILABLE UPON REQUEST.

PREMIUM LOCKERS - 5 TIER

N/R/P/VH SERIES
Fully Welded

The drawings below showcase the NH series as examples. These sizes are available across all NH, RH, PH, and VH series.

MODEL	DESCRIPTION	SKU CODE	WIDTH (")	DEPTH (")	HEIGHT (")
	Single Unit 5 Tier	NH1218-S5	12	18	72
	Single Unit 5 Tier	NH1518-S5	15	18	72
	Single Unit 5 Tier				
	Double Unit 5 Tier	NH2418-D5	24	18	72
	Double Unit 5 Tier	NH3018-D5	30	18	72
	Double Unit 5 Tier				
	Triple Unit 5 Tier	NH3618-T5	36	18	72
	Triple Unit 5 Tier	NH4518-T5	45	18	72
	Triple Unit 5 Tier				
	Quadruple Unit 5 Tier	NH4818-Q5	48	18	72

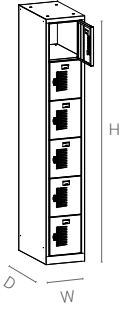
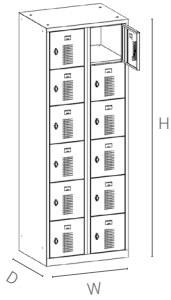
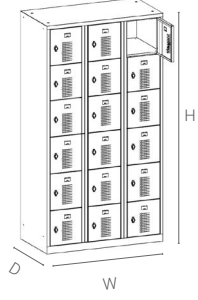
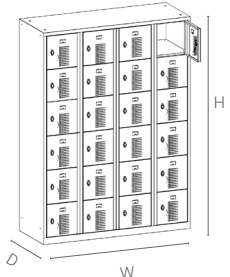
OTHER SIZES, COLOR AND CONFIGURATIONS ARE AVAILABLE UPON REQUEST.

PREMIUM LOCKERS - 6 TIER

N/R/P/VH SERIES

Fully Welded

The drawings below showcase the NH series as examples. These sizes are available across all NH, RH, PH, and VH series.

MODEL	DESCRIPTION	SKU CODE	WIDTH (")	DEPTH (")	HEIGHT (")
	Single Unit 6 Tier	NH1212-S6	12	12	72
	Single Unit 6 Tier	NH1218-S6	12	18	72
	Single Unit 6 Tier	NH1518-S6	15	18	72
	Single Unit 6 Tier	NH1818-S6	18	18	72
	Single Unit 6 Tier	NH1821-S6	18	21	72
	Single Unit 6 Tier	NH2118-S6	21	18	72
	Single Unit 6 Tier	NH2424-S6	24	24	72
	Double Unit 6 Tier	NH2418-D6	24	18	72
	Double Unit 6 Tier	NH3018-D6	30	18	72
	Triple Unit 6 Tier	NH3618-T6	36	18	72
	Triple Unit 6 Tier	NH4518-T6	45	18	72
	Triple Unit 6 Tier				
	Quadruple Unit 6 Tier	NH4818-Q6	48	18	72

OTHER SIZES, COLOR AND CONFIGURATIONS ARE AVAILABLE UPON REQUEST.



Benches

- Powder coated steel legs.
- Varnished hardwood slatted seat.
- Flat pack construction.
- Easy assembly.
- Adjustable feet.

CB CH



CB




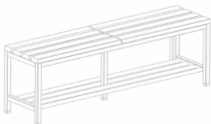

CB ASK2





BENCHES

LOCKER - BENCHES

MODEL	DESCRIPTION	SKU CODE	WIDTH (")	DEPTH (")	HEIGHT (")
	CB Light Gray	61001	39	15	17
	CB Light Gray	61011	59	15	17
	CB Light Gray	61021	79	15	17
	CB-CH Light Gray	61031	39	15	17
	CB-CH Light Gray	61041	59	15	17
	CB-CH Light Gray	61051	79	15	17
	CB-ASK Light Gray	62001	39	15.5	71
	CB-ASK Light Gray	62011	59	15.5	71
	CB-ASK Light Gray	62021	79	15.5	71

OTHER SIZES, COLOR AND CONFIGURATIONS ARE AVAILABLE UPON REQUEST.




Accessories

Explore our range of locker accessories. Choose from sloping tops for easy cleaning, plinth legs for stability, and locker seats for added convenience—each designed to enhance functionality and complement your lockers seamlessly.



Integrated to all Lockers



Perfect solution to avoid forgetting items on top



Sloping Tops

- Fully welded construction.
- Durable powder coated finish.
- Mounts easily.
- Hardware included.



Number Plates

- Enhance organization.
- Add a professional touch.
- Built to last.



Recessed Bases

- Strong construction.
- Easy cleaning access.
- Heavy-duty support.



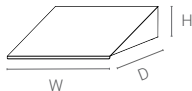
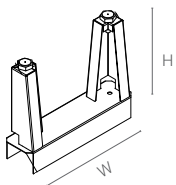
Demountable Legs

- Moisture environment protection.
- Enhanced stability on uneven floors.
- Strong support and easy cleaning.



Sloping Tops/Demountable Legs

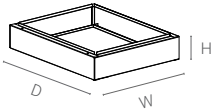
Compatible with all premium lockers

MODEL	DESCRIPTION	SKU CODE	WIDTH (")	DEPTH (")	HEIGHT (")
	Sloping Top For	ST1212-6H	12	12	6
	Single Locker	ST1215-6H	12	15	6
		ST1218-6H	12	18	6
		ST1518-6H	15	18	6
		ST1818-6H	18	18	6
		ST2118-6H	21	18	6
		ST2121-6H	21	21	6
	Sloping Top For	ST2412-6H	24	12	6
	Double Locker	ST2415-6H	24	15	6
		ST2418-6H	24	18	6
		ST2424-6H	24	24	6
		ST3018-6H	30	18	6
	Sloping Top For	ST3612-6H	36	12	6
	Triple Locker	ST3615-6H	36	15	6
		ST3618-6H	36	18	6
		ST4518-6H	45	18	6
	Sloping Top For	ST4818-6H	48	18	6
	Double Locker				
	Demountable Legs	DL12W-6H	12	-	6
	For Lockers With	DL12D-6H	-	12	6
	Levelers	DL15D-6H	-	15	6
		DL18D-6H	-	18	6
		DL21D-6H	-	21	6
		DL24D-6H	-	24	6

OTHER SIZES, COLOR AND CONFIGURATIONS ARE AVAILABLE UPON REQUEST.

Recessed Bases

Compatible with all premium lockers

MODEL	DESCRIPTION	SKU CODE	WIDTH (")	DEPTH (")	HEIGHT (")
	Recessed Base	RB1212-4H	12	12	4
		RB1215-4H	12	15	4
		RB1218-4H	12	18	4
		RB1221-4H	12	21	4
		RB1518-4H	15	18	4
		RB1521-4H	15	21	4
		RB1818-4H	18	18	4
		RB1821-4H	18	21	4
		RB2118-4H	21	18	4
		RB2121-4H	21	21	4
		RB24X12-4H	24	12	4
		RB2415-4H	24	15	4
		RB2418-4H	24	18	4
		RB2421-4H	24	21	4
		RB2424-4H	24	24	4
		RB3018-4H	30	18	4
		RB3021-4H	30	21	4
		RB3612-4H	36	12	4
		RB3615-4H	36	15	4
		RB3618-4H	36	18	4
		RB3621-4H	36	21	4
		RB4221-4H	42	21	4
		RB4518-4H	45	18	4
		RB4521-4H	45	21	4
		RB4815-4H	48	15	4
		RB4818-4H	48	18	4

OTHER SIZES, COLOR AND CONFIGURATIONS ARE AVAILABLE UPON REQUEST.

MECHANICAL LOCKS



We offer a diverse selection of standard and optional locks to meet all your security needs. Our reliable standard locks are user-friendly, while our customizable options provide added flexibility. Discover the ideal lock to securely protect your belongings today!



Keyed Lock



Padlock Cylinder Lock



Recessed Cam Lock



Mechanical Code Lock
sPinLock 100



Mechanical Code Lock
sPinLock 200



Mechanical Code Lock
sPinLock 410



Combination Padlock
Lever 575



Padlock With 2 Keys

ELECTRONIC LOCKS

Experience the future of security with our range of electronic locks, designed for steel and wooden furniture. Combining advanced technology with sleek, modern aesthetics, these locks provide effortless access and robust protection.



Burg Intro Code

The Intro.Code electronic lock offers simple, secure access with a numeric code, ideal for steel and wooden furniture. Its durable design features a solid metal knob with a sleek matte chrome finish and fits easily into standard mounting setups with a replaceable cam.

- Ergonomic handling and high-quality design
- External battery change
- Easy to retrofit, e.g. for replacement of mechanical cam locks
- Latch adjustable in 45° steps
- Emergency power supply via micro USB port



Burg Intro. RFID

The Intro.RFID electronic lock provides effortless, secure access via RFID technology, perfect for steel and wooden furniture. It features a durable solid metal knob with a sleek matte chrome finish and easily fits standard mounting holes with a replaceable cam.

- Ergonomic handling and high-quality design
- External battery change
- RFID standards: MIFARE® Classic / MIFARE® Desfire EV
- Easy to retrofit, e.g. for replacement of mechanical cam locks
- Cam adjustable in 45° steps
- Emergency power supply via micro USB port

BURG®

Key Features



Versa

Product

- IP55 rated, FCC, CE and IC certified
- Brushed nickel or black finish
- All metal housing
- Visual and audible indicators
- Advanced auto unlock
- ADA compliant
- Multiple options for knob style, cam type, and cylinder length
- Vertical orientation – knob on the top or bottom
- Horizontal orientation – knob on left or right

Functionality

- Dual functionality – shared or assigned use
- Manage with the Basic or Advanced system

Installation

- Designed for both new or retrofit installations
- Adaptable to multiple door thicknesses with varying cylinder lengths
- Available in surface mount or recess mount
- 90° or 180° knob rotation, clockwise or counter-clockwise to unlock
- Easily retrofits by replacing mechanical lock cores

Power

- Up to 5 years battery life with average use
- Powered by:
 - Standard recess mount: (4) premium AAA batteries
 - Standard surface mount: (2) 2450 coin cell
 - Mini recess mount: (2) premium AAA batteries
 - Mini surface mount: (2) 2032 coin cell

Support

- Onsite product updates
- Lifetime Support
- 2-year warranty

Key Features

RFID standards

- Compatible with 13.56 MHz RFID standards – iClass, Felica, Legic, HID SEOS, DESfire, and Mifare - ISO 14443A • ISO 14443B • ISO 15693

Product

- Capacitive wake for touchless operation
- IP55 rated, FCC, CE and IC certified
- Brushed nickel or black finish
- All metal housing
- Visual and audible indicators
- Advanced auto unlock
- ADA compliant
- Multiple options for knob style, cam type, and cylinder length
- Vertical orientation – knob on the top or bottom
- Horizontal orientation – knob on left or right

Functionality

- Dual functionality – shared or assigned use
- Manage with the Basic or Advanced system

Installation

- Designed for both new or retrofit installations
- Adaptable to multiple door thicknesses with varying cylinder lengths
- Available in surface mount or recess mount
- 90° or 180° knob rotation, clockwise or counter-clockwise to unlock
- Easily retrofits by replacing mechanical lock cores

Power

- Up to 5 years battery life with average use
- Powered by 4 premium AA batteries

Support

- Onsite product updates
- Lifetime Support
- 2-year warranty



Versa RFID



Aspire

Key Features

Product

- All metal housing
- IP55 rated, FCC, CE, and IC certified
- Brushed nickel or black finish
- Slim 0.33" (8.5mm) profile
- Visual and audible indicators
- Advanced auto unlock
- ADA compliant
- Non-handed
- With or without pull handle
- Available in standard, vertical, or horizontal body type

Functionality

- Dual functionality – shared or assigned use
- Manage with the Basic or Advanced system

Installation

- Designed for both new or retrofit installations
- Adaptable to multiple door thicknesses
- 1/2" (12 mm) motorized deadbolt or deadlatch locking mechanism
- Snap-lock cable connector (patented) or pin connector

Power

- Up to 5 years battery life with average use
- Powered by 4 premium AA batteries

Support

- Onsite product updates
- Lifetime Support
- 2-year warranty

FUNCTIONALITY

Choose the Use Case That's Right for You.

Shared Use

A simple day-use solution, shared use functionality lets the User pick any available storage space and enter any 4-7 digit code to lock and the same user code to unlock an Aspire unit. When the current user is done and the storage space is vacated, Aspire is ready for the next user and code.

OR

Assigned Use

If you need to assign storage for a longer period of time, assigned use lets management program a single or multiple codes to the lock for the User or Users. Each user enters the assigned 4-7 digit code to open. Then the auto-relock feature is activated requiring the user to simply shut the door.

Locking Options for Shared and Assigned Use

DUAL-USE DEADBOLT

Features a 1/2" (12.7mm) motorized deadbolt designed for either shared- or assigned-use functionality.



AUTO-RELOCK DEADLATCH

Features a 1/2" (12.7mm) motorized deadlatch designed for assigned-use functionality.



APPEARANCE

Choose from Two, Elegant Body Styles in Both Brushed Nickel and Matte Black Finishes.



Standard With Pull



Vertical With Pull



MANAGEMENT

Two Management Systems. One Smart, Scalable Solution.

Basic

Digilock's original, electronic key system provides reliable and cost-effective security and flexibility.

- A yellow programming key assigns up to six manager keys per system.
- The yellow key can also assign up to 20 different users per lock.
- After programming, the black manager key can be used as a master key.
- The black manager key provides external power in case the lock's batteries are depleted.
- Additionally, a timer function is available for automatic opening.

OR

Advanced

Digilock's advanced management system maintains proven security architecture while using a mobile tablet and app to enable enhanced tools and streamlined system management.

- A single white data key assigns up to 250 manager keys or cards per system.
- The user/manager database simplifies the (re)assignment of up to 250 users and 250 managers per lock
- Audit trail and usage data analysis reports.
- Easy visual indicator of battery level.
- Real-time clock enables automatic unlocking.



Digilock locks are provided with the default factory settings, which can be reset using the yellow programming key and the black manager key. If additional locks are required later, these keys can be reused for reprogramming. After









Mimarsinan Organize Sanayi Bölgesi 19. Cad.
No. 34, 38350 Melikgazi / KAYSERİ

+90 352 322 07 57

+90 352 322 07 61

www.cehaburo.com

info@cehaburo.com



140 Allstate Parkway, Suite 100 Markham,
ON Canada L3R 5Y8

+1 888 221 2342

www.cehacanada.com

info@cehacanada.com



2001 RT 46 West Suite # 503, Parsippany NJ
07054 New Jersey/USA

+1 (973)626-5026

www.cehafurnitureusa.com

info@cehafurnitureusa.com



Terheijdenseweg 439 4825 BK Breda Postbus
7101 48 00 GC Breda/ HOLLAND

+31 76 5781240

+31 76 5781249

www.cehaeurope.com

info@cehaeurope.com



Wegastraße 8a, 06116 Halle (Saale),
Deutschland

+49 345 570 292-20

+49 345 570 292-39

www.ceha-deutschland.de

info@ceha-deutschland.de



KültürMah. İso met İntinü Bulvan Şevket Bey Apt.
No. 154 Kat 5 No. 14 Akdeniz / MERSİN

+90 324 238 54 54

+90 324 238 54 42

www.cehalojistik.com.tr

info@cehalojistik.com.tr



Mimarsinan Organize Sanayi Bölgesi 19. Cad.
No. 34, 38350 Melikgazi / KAYSERİ

+90 (850) 888 83 38

+90 352 322 07 61

www.cehaonline.com

info@cehaonline.com



CEHA CANADA INC.

140 Allstate Parkway, Suite 100,
Markham, ON Canada L3R 5Y8

☎ + 1 888 221 2342

✉ info@cehacanada.com

🌐 www.cehacanada.com